











TECHNICAL SHEET

Floor “-2” 1.123 sqm

Meeting Room	Generic Info						Setups				
	sqmt										
26 ORIONE	100	-	-	-	✓	✓	90	36	36/42	48	35
27 ZENITH	65	-	-	-	✓	✓	60	20	20/26	30	28
28 POLAR	65	-	-	-	✓	✓	60	20	20/26	30	28
29 URSA	65	-	-	-	✓	✓	60	20	20/26	30	28
30 TROPIC	65	-	-	-	✓	✓	60	20	20/26	30	28
31 SOLAR	65	-	-	-	✓	✓	60	20	20/26	30	28
32 PLANET	31	-	-	-	✓	✓	-	-	10	-	-
33 UMBRA	31	-	-	-	✓	✓	-	-	10	-	-
34 NEBULA	37	-	-	-	✓	✓	-	-	10	-	-
35 ALFA	100	-	-	-	✓	✓	90	36	36/42	48	35

